

A crumpled piece of blue paper sits on a whiteboard. The whiteboard has faint, hand-drawn sketches, including a large circle around the paper, a speech bubble, and some geometric shapes. The background is a dark teal color.

Encouraging Student Engagement & Interaction

ANNUAL FACULTY & ACADEMIC STAFF CONFERENCE 2021

Stacy Duffield, Director, Office of Teaching and Learning

WHAT HELPS YOU LEARN?

NDSU

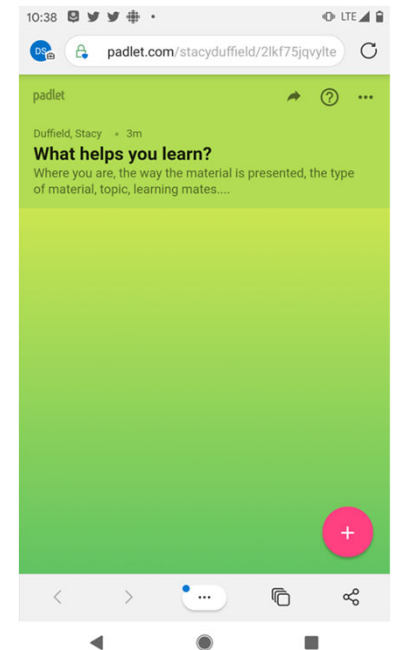

OFFICE OF TEACHING AND LEARNING

WWW.NDSU.EDU/OTL

Use your phone or laptop to join my Padlet:

padlet.com /stacyduffield
2lkf75jqvyitenbz

Or





WHY IS ENGAGEMENT IMPORTANT?

NDSU

OFFICE OF TEACHING AND LEARNING

WWW.NDSU.EDU/OTL

- Academic engagement is associated with higher academic achievement
- Variables impacting student engagement can be altered
- Some of these variables, including teaching practices, are controlled by the teacher
- Teachers who use learner-centered practices elicit higher student engagement than teachers who use teacher-centered practices
- Collaboration among students and interactive learning experiences support engagement
- Students are more likely to engage in classroom activities they perceive as meaningful and interesting



ATTENTION

- In order to learn, attention is needed
- Attention isn't the same as engagement, but it is part of it
- Research has found attention lapses frequently
- Attention is less likely to lapse during interactive activities

NDSU

OFFICE OF TEACHING AND LEARNING

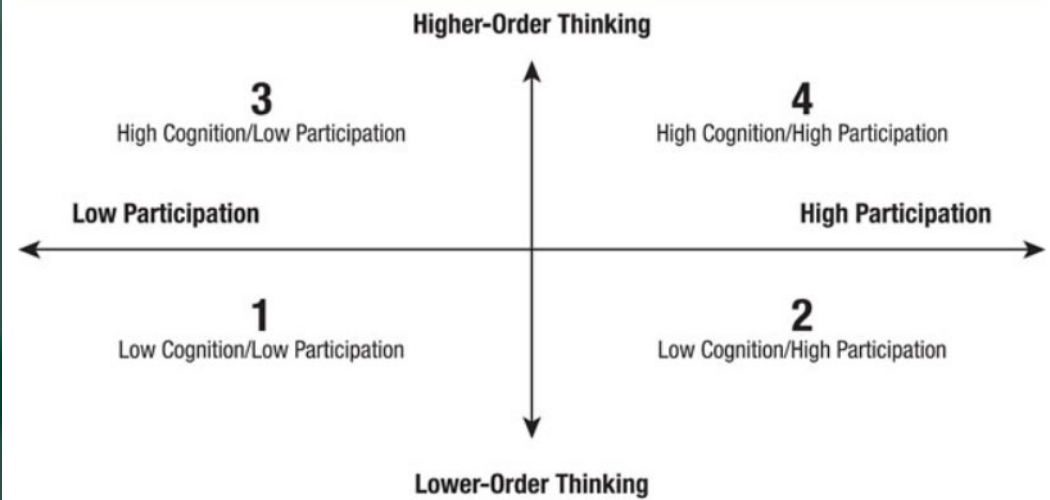
WWW.NDSU.EDU/OTL

COGNITIVE ENGAGEMENT MODEL:

NDSU

OFFICE OF TEACHING AND LEARNING

WWW.NDSU.EDU/OTL





TIME TO THINK: THE ESSENTIAL FIRST STEP

NDSU

OFFICE OF TEACHING AND LEARNING

WWW.NDSU.EDU/OTL

- Begin with individual reflection
- Student records the thinking (quick write, quick draw, etc.)
- Target higher order thinking
- Resources can be used
- “Ripple” participation
- Don’t put students on the spot

A crumpled piece of paper sits on a surface covered in faint, hand-drawn sketches. The sketches include a large circle around the crumpled paper, a speech bubble, a square with a plus sign, and several arrows. The background has a dark teal overlay.

Ideas for Promoting Engagement



START WITH A WARM-UP

- Focus on content
- Build community
- Bridge previous to new learning
- Grab attention
- Establish relevancy

NDSU

OFFICE OF TEACHING AND LEARNING

WWW.NDSU.EDU/OTL

WARM-UP EXAMPLES

NDSU

OFFICE OF TEACHING AND LEARNING
WWW.NDSU.EDU/OTL

- Clicker questions
- Big Ideas on a White Board/Application
- Kahoot –type quiz
- IQ Card
- Write a question (use later)



Kahoot!

?

Literal

Inferential

Critical

?



EFFECTIVE LECTURES

- **Lecture Layers**
 - Share information
 - Processing activity
 - Share information
 - Processing Activity
- **See, Hear, Say, Write**
- **10-15 minute chunks**

NDSU

OFFICE OF TEACHING AND LEARNING

WWW.NDSU.EDU/OTL



PROMOTING ATTENTION

Don't assume students will know why this is important (and important to them)

- Explicit Relevance
- Explain alignment with course goals
- Facts and Statistics
- Anecdotes
- Examples
- Powerful Image

NDSU

OFFICE OF TEACHING AND LEARNING
WWW.NDSU.EDU/OTL



PROCESSING ACTIVITIES

NDSU

OFFICE OF TEACHING AND LEARNING
WWW.NDSU.EDU/OTL

- Discussion (remember the Ripple)
- Challenge Envelopes/Docs
 1. Divide class into groups
 2. Each group assigned a color
 3. Pass out envelopes with colored paper inside and one on outside
 4. Groups prepare questions based on a course topic (inferential or critical)
 5. On cue, pass envelope to next group
 6. After 3-4 rounds, back to original group to analysis
 7. 1-minute share of big take-aways
- Prompts
- Solve a problem
- Take a side
 - Vote with your feet
 - Pros-Cons
- Create a Fact Sheet
- Demonstrate the Skill or Process



HELP YOUR STUDENTS FEEL COMFORTABLE

- **Life Lines**
 - Ask a friend
 - Pass and Come Back
 - Hint
 - Another question
- **Respond supportively**
 - That is a really good guess because...
 - I love that you offered an idea to get us started.
- **Peer Checks (before group share)**

NDSU

OFFICE OF TEACHING AND LEARNING
WWW.NDSU.EDU/OTL



HELP YOUR STUDENTS FEEL COMFORTABLE

NDSU

OFFICE OF TEACHING AND LEARNING
WWW.NDSU.EDU/OTL

- What are some things you've done to help students feel comfortable?
- Think individually and use Jamboard to record your tips.





WHAT HELPS YOU LEARN?

What connections did you make to recommended strategies and conditions that work for you?

NDSU

OFFICE OF TEACHING AND LEARNING

WWW.NDSU.EDU/OTL



QUESTIONS & IDEAS

NDSU

OFFICE OF TEACHING AND LEARNING
WWW.NDSU.EDU/OTL

Stacy.Duffield@ndsu.edu

I would love to hear your ideas and if you have further wonderings.