




# Technology Fee Award Budget Report

## Part 1 of 2: Budget Summary

NDSU ORGANIZATION OR UNIT MU Gallery		Award No.: 1602	Fund No.: 19231			
PROJECT DIRECTOR(s) James Faris		Report Period:				
A. Salaries and Wages (Number)		Number of Months	FUNDS REQUESTED	FUNDS AWARDED	FUNDS EXPENDED	BUDGET BALANCE
1. Staff ( )						
2. Graduate Students ( )						
3. Undergraduate Students ( )						
B. Total Salary and Wages (Sum A.1., A.2., and A.3.)						
C. Fringe Benefits						
D. Total Salaries (Sum B and C)			\$0.00	\$0.00	\$0.00	\$0.00
E. Equipment (List each item)						
Epson PowerLite 4650 XGA 3LCD Projector			\$1,929.00	\$1,929.00	\$1,849.00	
16 GB iPad Air (2 at \$379 each)			\$758.00	\$758.00	\$758.00	
Universal Projector Ceiling Mount			\$99.00	\$99.00	\$95.00	
iPad Air Secure Acrylic Wall Mount (2 at \$89.95 each)			\$179.90	\$179.90	\$172.42	
Installation of outlets in ceiling (2 at \$250 each)			\$500.00	\$500.00	\$0.00	
F. Total Equipment (Sum items in E.)			\$3,465.90	\$3,465.90	\$2,874.42	\$591.48
G. Materials and Supplies (List each item)						
		3				\$0.00
		4				\$0.00
		5				\$0.00
H. Total Materials and Supplies (Sum items in G)			\$0.00	\$0.00	\$0.00	\$0.00
I. Total Salaries; Equipment; Materials and Supplies (Sum: Line D + Line F + Line H)			\$3,465.90	\$3,465.90	\$2,874.42	\$591.48
J. Total Technology Fee Request			\$3,465.90	\$3,465.90	\$2,874.42	\$591.48
K. Match						
L. Total Project Expenditure (Sum: Line J + Line K)			\$3,465.90	\$3,465.90	\$2,874.42	\$591.48
Name (Type or Print)		Signature			Date	
Project Director: 		James A. Faris			11/15/16	
Unit Head: 		Paul Woodsted			11/22/16	



  
11/22/16

# Technology Fee Award Budget Report

## Part 2 of 2: Specific Details

Milestones		
Milestone	Expected outcome	Actual Outcome
Installation in Gallery and MU	Increased Audience and Participation	Through development of Interventions utilizing tech. such as "Terra Incognito", students of diverse backgrounds are participating with these tools to explore the projects concept.
Common Practice	Increased Activity	The IPADS are available to the students body and community to utilize in exploration of project goals causing more activity and interaction with critical thinking opportunities under guided access.
Professional Digital Exhibition	Access to Contemporary Art	The Projector has been used to display work by local artists in the new Digital Gallery (possible because of this technology) and national artists like Isabella Cruz-Chong. These opportunities expand the reach and depth of exhibition content.

Equipment		
Equipment	Quantity	Cost/Item
Projector	1	\$1,944.00
IPADS	2	\$379.00
Wall Mount for IPADS	2	\$89.95
Ceiling Mount	1	\$95.00
New Outlet	1	\$225.92
<b>Materials &amp; Supplies</b>		
Item	Quantity	Cost/Item
		<b>Total Cost</b>

Project Overview/Budget Summary		
---------------------------------	--	--


The Tech. Action Request has addressed an absence in access to equipment and offered new and ongoing opportunities to develop collaborative, interactive and engaging exhibitions and projects. The tech. utilized for this proposal is currently being utilized for an ongoing intervention titled "Terra Incognito" specifically geared toward making global awareness possible. The equipment has made the new Digital Gallery possible and has been a part of two exhibitions. This project is ongoing and the Gallery is pleased that the Tech. fee will offer future opportunities to advance the Gallery's mission, collaborate in offering increased availability to underserved groups and become a more user-friendly and progressive space.

Log number 1602  
 Fund number 19231  
 Dept number

5340 5340

Fiscal Year 2016 2016 2017

Beg Balance	2016	2016	2017				
	\$3,466.00						
512005 - Salaries - Other							
517005 - Salaries - Graduate Assistants							
516000 - Fringe Benefits							
531005 - Data Processing Supply - Misc.							
533005 - Banquet & meeting food & Bev							
535045 - other supplies							
542030 - Copies/Duplicating							
551005 - Computer Equipment under \$5000		\$758.00					
552015 - Audio Visual Equip < \$5000		\$1,944.00					
552030 - Other Equipment under \$5000		\$172.42					
571030 - Risk Management Premiums							
591025 - Maintenance Agreements							
591105 - Repair Supplies Noncapitalized							
621235 - IT Services							
623075 - Honorarium							
623180 - Research							
691025 - Mtce/constru Equip >\$5000							
722005 - Transfer							
Expense total	\$3,466.00	\$2,874.42	\$0.00	\$0.00	\$0.00	\$0.00	\$0.00
Ending bal per FY		\$591.58	\$591.58	\$591.58	\$591.58	\$591.58	\$591.58



Report ID: GLS7012  
 Bus. Unit: NDSUL--North Dakota State University  
 Ledger: ACTUALS -- Actuals Ledger  
 As of Year 2017 and Period 12  
 Base Currency: USD Date Code 0

Account	Fund	TFAC 1602 MU Gallery	Transaction Debit	Transaction Credit
105251 Cash - in BND	19231	TFAC 1602 MU Gallery	591.48	0.00
201001 Accounts/Vouchers Payable	19231	TFAC 1602 MU Gallery	0.00	0.00
330001 Unrestricted	19231	TFAC 1602 MU Gallery	0.00	591.48

Total for Ledger

591.48

USD

591.48

