

Student Technology Fee Action Plan Report: Completion Fiscal Year-End

Award Number: 1701, Program 00504	Fund Number: 18945
NDSU Organization or Unit: Theatre Arts	Date report is submitted: 5/11/2018
Project Director(s): Mark Engler	

Part 1 of 2: Specific Details

Milestones

Milestone	Expected outcome	Actual Outcome	Means of assessment
Spring 2017	Purchase of equipment and begin integrating components into the Light Lab and Design Studio	Equipment ordered	equipment purchased
Fall 2017	Installation and training complete	Workshops and or demonstrations for students to show them the new technology.	Successful testing and use in productiuons
Spring 2018	Integrated into the curriculum of THEA 276	Expose students to video as a design element in theatrical performance	Students in 276 successfully create projected design elements
Spring 2018	First use in theatrical performance	Projectors actually used in two fall productions	Successful implementation in two productions

Equipment

Equipment	Quantity	Cost/Item	Total Cost
Imac computer with Final cut Pro	1	\$2,298.99	\$2,298.99
Mac Mini	1	\$979.00	\$979.00
Viewsonic Projector	2	\$2,455.00	\$4,910.00
Epson Projector	2	\$3,307.00	\$6,614.00
Optima projector	2	\$445.00	\$890.00
Isadora software	1	\$481.50	\$481.50

Materials & Supplies

Item	Quantity	Cost/Item	Total Cost


Project Overview/Budget Summary

Project was very successful. We've used the equipment in two productions so far, How I Learned to Drive and Urinetown. I was able to incorporate video and projection design into THEA 276. Students created Very dynamic presentations for their final projects. We anticipate the projectors will get used heavily in the upcoming years.

Please send to TFAC, c/o Marc Wallman, VP for IT, Quentin Burdick Building 206.
Questions may be addressed to CeCe Rohwedder at 231-5646 or cece.rohwedder@ndsu.edu


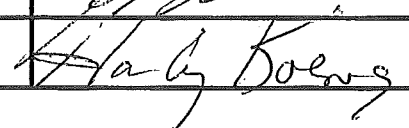
For VPIT Office Use Only: Approval of Report

Name (Type or Print)	Signature
Vice President of IT: MARC WALLMAN	 5/15/18



Part 2 of 2: Budget Summary

A. Salaries and Wages (Number)	Number of Months	FUNDS REQUESTED	FUNDS AWARDED	FUNDS EXPENDED	FUNDS NOT USED
1. Staff ()		\$0.00	\$0.00	\$0.00	0
2. Graduate Students ()		\$0.00	\$0.00	\$0.00	0
3. Undergraduate Students ()		\$0.00	\$0.00	\$0.00	0
B. Total Salary and Wages (Sum A.1., A.2., and A.3.)		\$0.00	\$0.00	\$0.00	0
C. Fringe Benefits		\$0.00	\$0.00	\$0.00	0
D. Total Salaries (Sum B and C)		\$0.00	\$0.00	\$0.00	0
E. Total Equipment		\$16,500.00	\$16,500.00	\$16,173.49	326.51
F. Total Materials and Supplies		\$0.00	\$0.00	\$0.00	0
G. Total Student Technology Fee funds use (Sum D + E + F)		\$16,500.00	\$0.00	\$0.00	\$326.51
H. Match		\$0.00	\$0.00	\$0.00	0
I. Total Project Expenditure (Sum: Line G + Line H)		\$16,500.00	\$0.00	\$0.00	0

Name (Type or Print)	Signature	Date
Project Director: Mark Engler		5/11/2018
Unit Head: Hardy Koenig		5/11/2018