

NDSU NORTH DAKOTA
STATE UNIVERSITY

STUDENT FOCUSED • LAND GRANT • RESEARCH UNIVERSITY

Pre-Nursing Enrollment and Application Information

Amanda Groom, MS
Academic Adviser/Lecturer
Amanda.Groom.1@ndsu.edu

“To-Do” List

*You must complete this To-Do list before attending a group advising session

- Review this entire presentation.
- Check Campus Connection for holds on your account and take action to remove them <https://www.ndsu.edu/onestop/connect/holds/>
- Prepare a list of courses you would like to take in the spring.
- Bring a copy of your Academic Plan from CHP 190 or print and complete a Trial Card <https://www.ndsu.edu/fileadmin/registrar/forms/trialcard.pdf>
- Look up the courses you think you want to take and times they are offered.
 - If you applied to the program this fall, you may want to consider when NURS 210 and NURS 250 are scheduled as well.
- Pick ONE of the group advising sessions from the email that was sent to you and put a reminder in your phone of the date, time, and location.
- Write down any questions you have and bring them with you

What to Expect at the Group Advising Session

- You will meet in a group of approximately 6 pre-nursing students.
- There will be time for individual advising sessions at the end of the group portion
- There will be time to ask questions and get advice regarding your course plan and the application process
- You will be confirming your plan for spring courses.
- You are expected to come prepared with the courses you plan to take to the advising session. If you are not prepared, you may be asked to re-schedule

Scheduling Instructions

If you lost the email

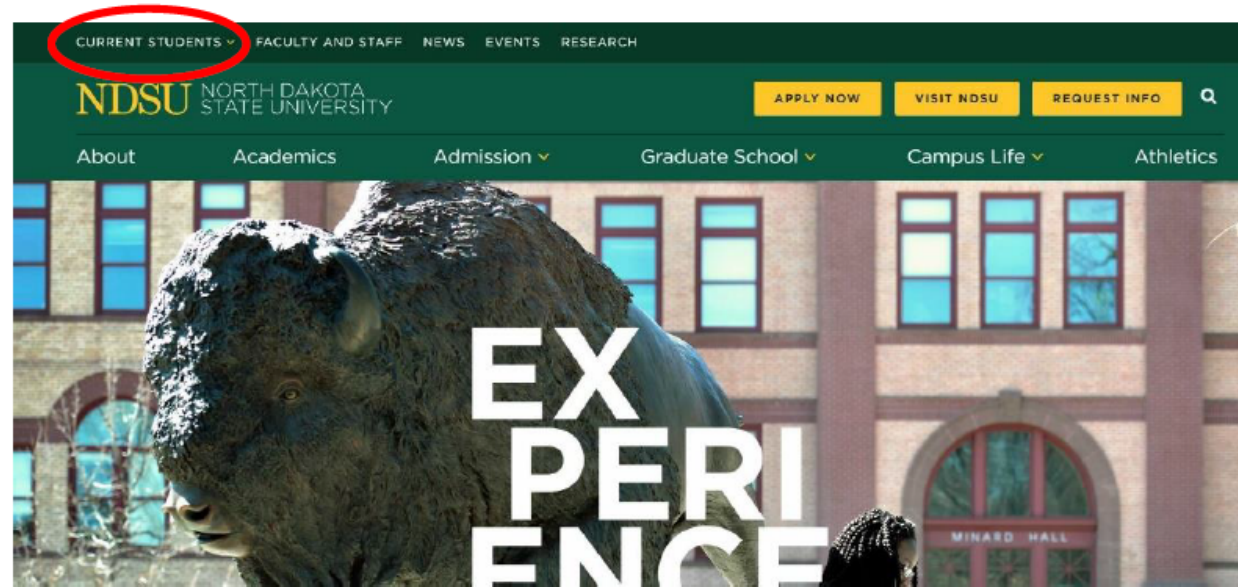
(1) LOG IN

Hover over the “Current Students” link on the NDSU home page and choose “Undergraduate,” then click the link for Student Success Collaborative on the following page.

Log in using your NDSU electronic ID and password (the same as for Blackboard or campus cluster computers).

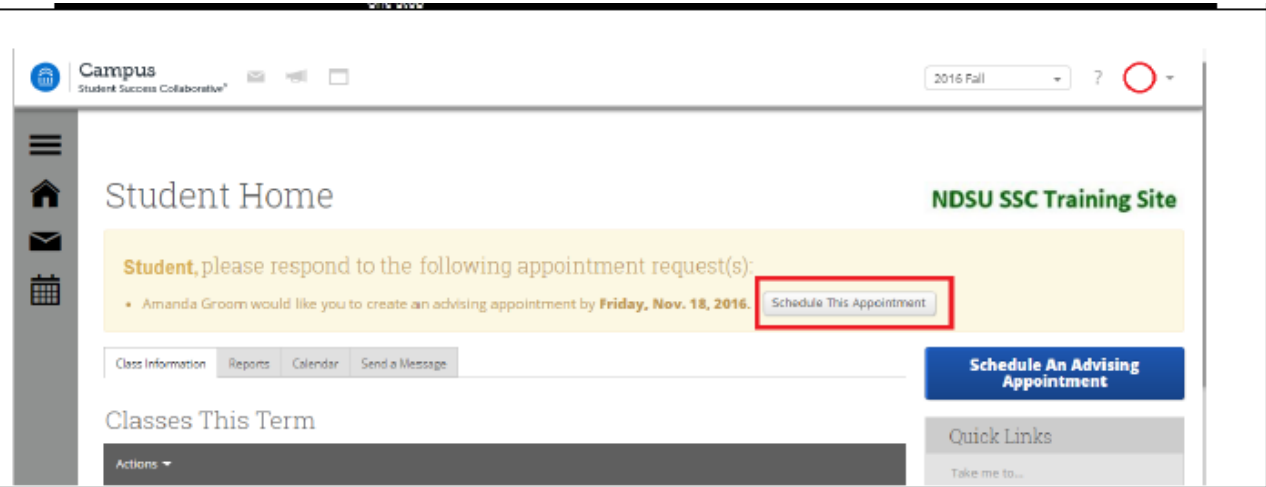
Direct link to the site:

<http://ndsu.campus.eab.com/>



SCHEDULE ADVISING

Near the top right of the page, click on the **“Schedule This Appointment”** button to make an advising appointment.

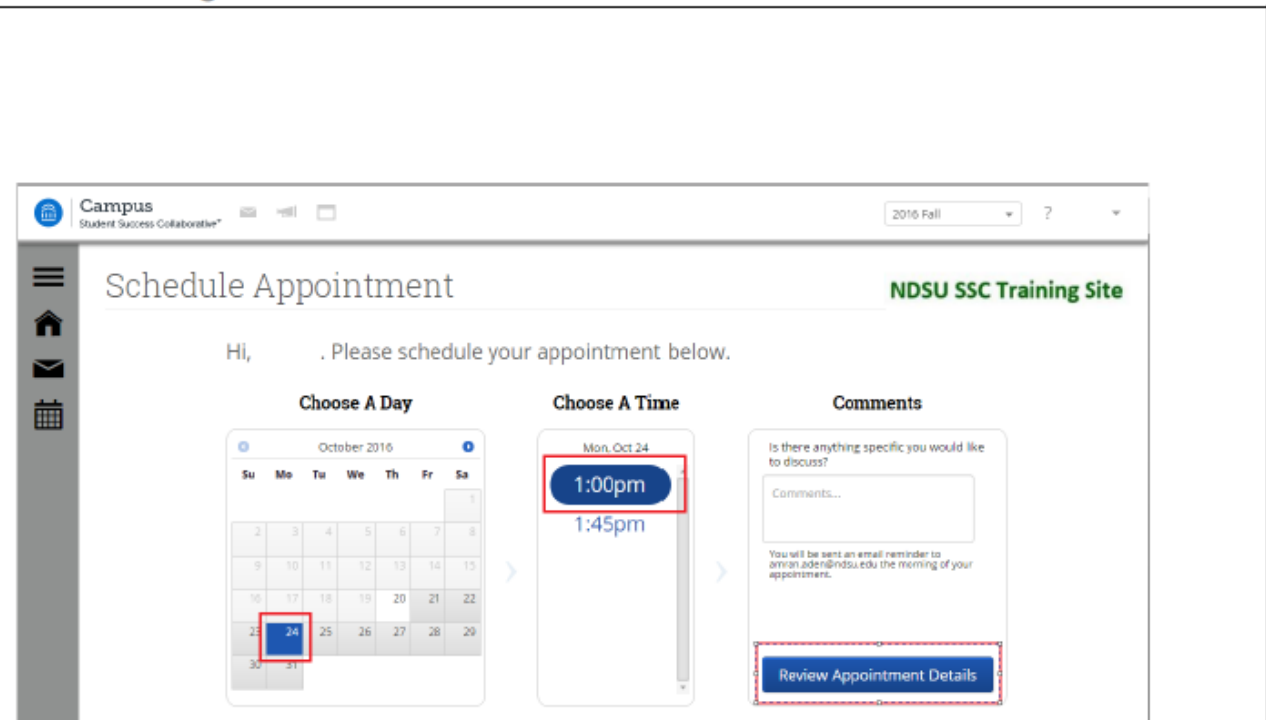


The screenshot shows the 'Student Home' page of the NDSU SSC Training Site. At the top right, there is a dropdown menu for the semester, currently set to '2016 Fall'. Below the header, the page title is 'Student Home'. A yellow banner contains the text: 'Student, please respond to the following appointment request(s):'. Below this, a list item shows: 'Amanda Groom would like you to create an advising appointment by Friday, Nov. 18, 2016.' To the right of this item is a red-bordered button labeled 'Schedule This Appointment'. Below the banner, there are tabs for 'Class Information', 'Reports', 'Calendar', and 'Send a Message'. On the right side, there is a blue button labeled 'Schedule An Advising Appointment' and a 'Quick Links' section with a 'Take me to...' dropdown.

NDSU does not discriminate in its programs and activities on the basis of age, color, gender expression/identity, genetic information, marital status, national origin, participation in lawful off-campus activity, physical or mental disability, pregnancy, public assistance status, race, religion, sex, sexual orientation, spousal relationship to current employee, or veteran status, as applicable. Direct inquiries to: Vice Provost, Title IX/ADA Coordinator, Old Main 201, 701-231-7708, ndsu.eoaa@ndsu.edu.

SELECT A DAY AND TIME

Choose the day and time that works for you.



The screenshot shows the 'Schedule Appointment' page. It features three main sections: 'Choose A Day', 'Choose A Time', and 'Comments'. The 'Choose A Day' section shows a calendar for October 2016, with the 24th highlighted in blue and a red border. The 'Choose A Time' section shows a time selector for 'Mon, Oct 24' with '1:00pm' selected and highlighted in blue with a red border, and '1:45pm' listed below. The 'Comments' section has a text input field and a 'Review Appointment Details' button at the bottom, which is also highlighted with a red border. The page header includes the 'Campus Student Success Collaborative' logo and the '2016 Fall' dropdown menu.

CONFIRM

Review the details of your appointment. Make sure to check the “Additional Details” area for your advisor or new advisor’s office location. To help your advisor prepare for your appointment, please provide information in the comment box. You will receive an email reminder.

Campus
Student Success Collaborative

2016 Fall

Schedule Appointment

NDSU SSC Training Site

Almost Done... Please review and confirm your appointment details below.

Appointment Details

Who: with
Amanda Groom

Why: Group Advising

When: Monday, October 24
1:00pm - 1:30pm

Where: Nursing

Additional Details:
Group Advising Sudro Hall Rm 222B

Your Comments:

Reminders: Email at @ndsu.edu

[\[Go Back and Edit This Appointment\]](#)

Confirm Appointment

Enrollment

- Check Campus Connection to find your enrollment date and time <https://www.ndsu.edu/onestop/connect/appointments/>
- Make it a priority to enroll on your enrollment date

Enrollment- Nursing Courses

- If you applied to the nursing program this fall, please be aware that you are not able to enroll in any nursing courses until you find out that you are accepted
- If accepted, your courses will be NURS 210 and NURS 250 (2 credits each).
- When accepted to the program, you have a spot in the nursing courses. Nursing courses do not “fill up”

Enrollment- Back up plan

- Individualized
- Finish up science courses
- Retake any courses you would like to improve your grade in
See slide on retaking courses
- Work on General Education Requirements
 - Look on Campus Connection for your Academic Requirements report
<https://www.ndsu.edu/onestop/connect/advisement/>
- Take other required non-nursing courses:
 - HNES 250: Nutrition Science
 - Psyc 250: Developmental Psych OR HDFFS 230: Lifespan Development
- Consider a minor: https://www.ndsu.edu/nursing/prenurs_advise/minors/

Nursing Prerequisites

- Engl 120 – College Composition II
- Comm 110 – Fund. Of Public Speaking
- Psyc 111 – Intro to Psychology
- Soc 110 – Intro to Sociology OR Anth 111 – Intro to Anthropology

- Chem 117/117L – Chemical Concepts and Lab
- Chem 260 – Elements of Biochemistry
- Micr 202/202L – Intro to Microbiology and Lab
- Biol 220/220L – Human Anatomy & Physiology I
- Biol 221/221L – Human Anatomy & Physiology II

You must complete the first four courses listed AND at least 8 credits of the science courses listed to be eligible to apply

If you have more than 8 credits of science completed, we will use your BEST 11 science credits in addition to the first four courses listed when calculating your selective GPA

How to Search for Classes

- When you decide on the courses you would like to take, it would be helpful to find the class dates/times on Campus Connection or in Schedule Planner.
- Here is a link with directions on how to search for classes in Campus Connection: <https://www.ndsu.edu/onestop/connect/add/>
- Here is a link with directions for using Schedule Planner: https://www.ndsu.edu/fileadmin/registrar/Schedule_Planner/NDSU_handout.pdf

Admission Requirements

- Be admitted to North Dakota State University
- Have pre-nursing declared as major
- Complete the online nursing application
- Have a cumulative GPA ≥ 2.75
- Completion of the prerequisite courses with a grade of "C" or higher *See slide 11
- Official transcripts for all colleges attended on file with Registration and Records
- Completed personal statement/essay via FlipGrid
- Complete an interview upon request
- Application fee and Certified background check

Additional information will be provided when application is posted

How is admission determined?

The admission process is completed in two phases:

Phase 1

- Students are selected for an on campus interview based on
 - A variety of factors
 - Selective GPA from prerequisite courses and cumulative GPA is a large factor in the decision to invite students for an interview.
 - Review the Selective GPA Calculation slide (slide 15)

Phase 2

- Interview
 - Eight one-on-one interviews
 - Two group activities
 - One critical thinking exam

Final decisions are made using a holistic approach; combining information from the application (phase 1) and the interview (phase 2).

Selective GPA Calculation

This is how the admissions committee will calculate your GPA:

- They will use your grades from:
Engl 120, Comm 110, Soc 110 or Anth 111, and Psyc 111
- AS WELL AS your best 11 science credits.
- Calculate it on your own here:
<http://gpacalculator.net/college-gpa-calculator/>
 - Input the number of credits the course is and your grade.
- We don't use “+’s” or “-’s”

Application Overview

For Students Applying in April

Application Process

- Application and instructions for completion will be posted on the nursing website in March
 - https://www.ndsu.edu/nursing/pre_licensure_bsn_track/application_to_bsn_track/
- You will also receive an email when the application is posted.
- Please thoroughly read the application instructions prior to beginning the application
- Make sure all materials are submitted by APRIL 20th
- Contact Jane in the nursing office if you have questions regarding your application submission 701-231-7395

Application Process-Video

- You will be asked to record a personal statement as part of your online application.
- The questions are different every year and are posted within the nursing application.
- The videos are graded by nursing professors on the admissions committee. They're looking for your ability to answer the questions and your ability to communicate effectively (grammar, presentation, etc.)
 - Treat the video recording similar to a COMM 110 speech

Application Process-Video

TIPS:

- Utilize the Center for Writers!! <https://www.ndsu.edu/cfwriters/>
- Answer the question(s) specifically. Use examples when possible.
- Relate any experience you have to the questions and your ability to succeed in the nursing program (ex: captain of HS basketball team, server at a restaurant, nurse aide, etc..)
- Pre-nursing advisor and faculty are not able to review any essays

Application Process-References

- Who should I ask to be a reference for me?
 - Think about who knows you well and your ability to succeed in the program
 - They should be professional, not personal, references.
 - Past teachers, coaches, counselors, managers, professors, etc.
 - No relatives or friends
 - References do not have to be in the healthcare field

Application Process- Bismarck Site

- NDSU School of Nursing has two locations: Fargo and Bismarck
- On your application, you can choose to apply to “Fargo” “Bismarck” or “Either”
- By selecting “Either” you will first be evaluated for admission at your preferred site and if not accepted, you will be evaluated for admission at the other site.
- By selecting “Either” you must be okay with attending all class and clinical in Bismarck for the entire duration of the program (3 years).
- There is not an option to transfer between the sites once accepted into the program.

What should I do if I'm not accepted?

- Make an appointment to meet with your academic advisor.
- We are available in the summer and are more than willing to meet with you.
- You should be enrolled in your back up plan for fall.
- You have options:
 - You can reapply in the fall (for spring admission)
 - You can retake courses in the fall or spring and reapply next spring (for fall admission) *See slide on retaking courses
 - There are other routes to earning a BSN that we can discuss

Retaking Courses

- Some students choose to retake courses to improve their selective GPA.
- You are limited to THREE retakes of prerequisite courses.
- Choose wisely and discuss with your advisor before doing so.
- Courses taken at NDSU must be retaken at NDSU for the retaken grade to count.

Declaring a Minor

If you choose a minor, declare it by completing the “Minor/Adviser Change Form” on Registration and Records <https://www.ndsu.edu/registrar/forms/>

Common minors include (but are not limited to):

- Human Development and Family Science
- Psychology
- Strategic (Health) Communication
- Wellness
- Emergency Management
- Sociology

More information on each minor can be found here:

https://www.ndsu.edu/nursing/prenurs_advise/minors/

Thank you!

I appreciate you taking the time to review this presentation.

I also hope it gave you answers to some of your questions and made you feel more prepared for enrollment and the application process.

See you at group advising!

-Amanda