


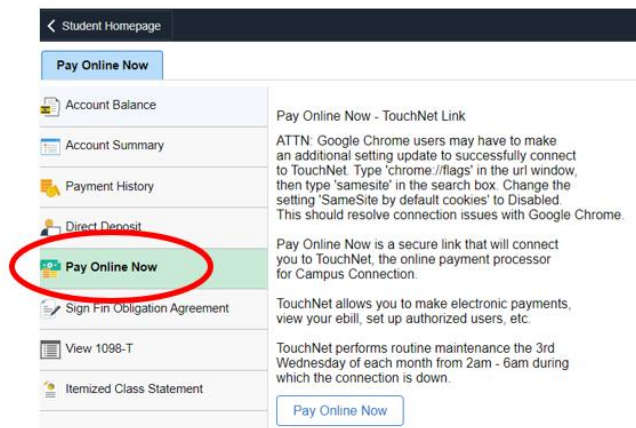
Campus Connection Help Pages TEXT MESSAGE EBILL NOTIFICATIONS

Students may elect to receive text message notifications regarding monthly billing statements by following the steps outlined below.

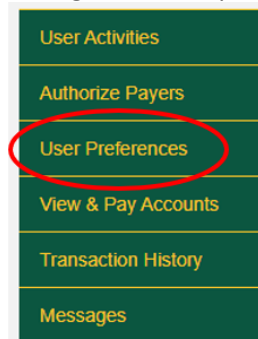
1. Log in to **Campus Connection** and click on the **Financial Account** tile.



2. Click on **Pay Online Now** and select NDSU. You will then be routed to the online payment portal, Nelnet.



3. Click on **View & Pay Accounts** in the left-hand navigation menu.
4. Click on **User Preferences** in the left-hand navigation and update as appropriate.



Questions? Contact One Stop at ndsu.onestop@ndsu.edu or (701) 231-6200.