

NDSU PARKING AND TRANSPORTATION SERVICES

Steps to pay for parking at the NDSU pay stations, located in pay lots MU, T2, WE and Visitor's.



➔ After parking, locate one of the pay station kiosks within parking lot.

See the instructions prominently displayed at each kiosk. Use exact change only.

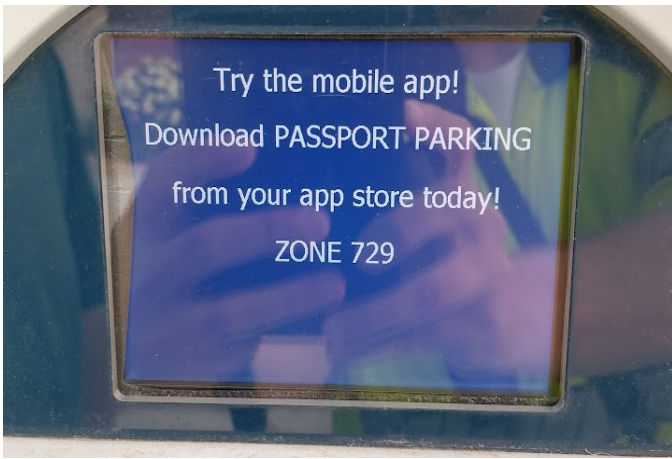


➔ Press any key on the keypad to begin your transaction.



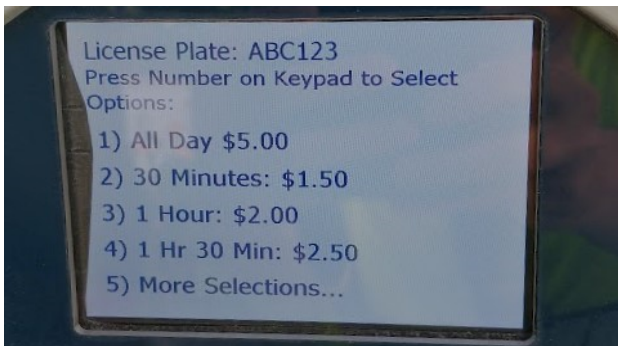
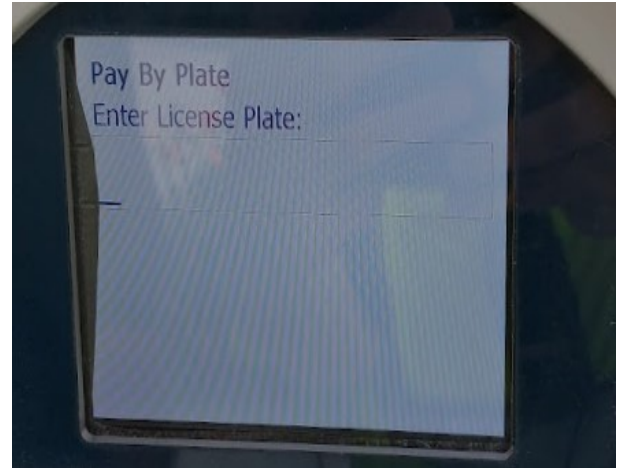
Debit/credit cards are the preferred form of payment. Visa, MasterCard, Discover and American Express are accepted.





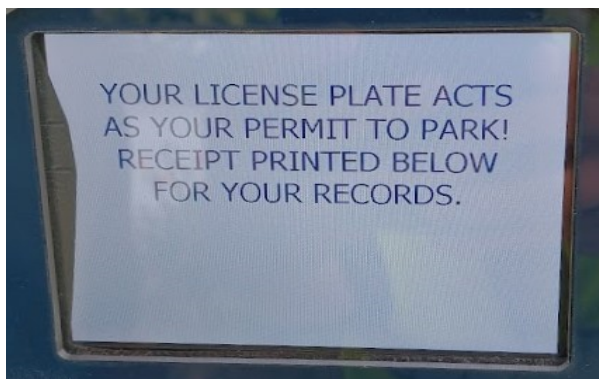
The "Welcome Screen" will pop up. You may use the kiosk to pay for parking, but we encourage guests to use the Passport Parking app, a free app downloaded to your smart phone.

Please enter your license plate number. Your license plate number acts as your permit. **If you don't have a license plate number, please enter the last 8 digits of your VIN.*



Select the amount of time you need.

Confirm your transaction or you may cancel your transaction on this screen.



When your transaction is complete, you will see the following screen. Reminder, your license plate number acts as your permit!